

<p>Order Code</p> <table style="width:100%; border-collapse: collapse;"> <tr> <td style="width:15%;">Base Code</td> <td style="width:15%; text-align: center;">Gear Set</td> <td style="width:15%; text-align: center;">Drive Mount</td> <td style="width:15%; text-align: center;">Options</td> </tr> <tr> <td style="border: 1px solid black; text-align: center;">G</td> <td style="border: 1px solid black; text-align: center;">C</td> <td style="border: 1px solid black; text-align: center;">3</td> <td style="border: 1px solid black; text-align: center;">4</td> </tr> <tr> <td style="text-align: center;">1</td> <td style="text-align: center;">2</td> <td style="text-align: center;">3</td> <td style="text-align: center;">4</td> </tr> <tr> <td colspan="2" style="text-align: center;">Model</td> <td colspan="2" style="text-align: center;">Wetted Materials</td> </tr> </table> <p style="font-size: small;">O/C: Pump S/K: Service Kit</p>	Base Code	Gear Set	Drive Mount	Options	G	C	3	4	1	2	3	4	Model		Wetted Materials		<p>Pump Construction</p> <p>Magnetic Drive Gear Pump Suction Shoe Style Two or Three Helical Gears/DP20 Stationary Shafts O-Ring Seal (Qty 1)</p>
Base Code	Gear Set	Drive Mount	Options														
G	C	3	4														
1	2	3	4														
Model		Wetted Materials															

Base Code Select a code character for each numbered position to configure the product.

1	Code	Product Type	Specifications	Notes
	G	Gear Pump		
2	C	Series GC	Max System Pressure (MAWP) See Drive Mount	Ports 3/8-18 (F) NPT Side Ports
3	-	Standard Design		
4		Gear Set (Width/N°Gears/Pitch)	<i>Displacement</i>	<i>Max Differential Pressure</i> <i>Driven Magnet (Standard)</i>
	M23	0.350/2/20	0.81 ml/rev (0.21 gal/1000*rev)	8.7 Bar (125 psi) Ferrite
	M25	0.750/2/20	1.82 ml/rev (0.48 gal/1000*rev)	8.7 Bar (125 psi) Ferrite
	M35	0.750/3/20	3.48 ml/rev (0.92 gal/1000*rev)	5.2 Bar (75 psi) Ferrite
5		Gear Material		<i>Max Differential Pressure</i> <i>Temp Range</i>
	P	PPS (carbon fiber/ptfe)		5.2 Bar (75 psi) -46/177°C (-50/350°F)
	J	PEEK (carbon fiber/ptfe)		8.7 Bar (125 psi) -46/177°C (-50/350°F)
6		Static Seals		<i>Temp Range</i>
	D	EP		-46/149°C (-50/300°F)
	V	Viton®		-29/204°C (-20/400°F)
	F5	TEV (PTFE encap Viton®)		-29/204°C (-20/400°F)
	K	Kalrez®		-29/260°C (-20/500°F)
7		Base Materials		
	S	SS316		
	D	Alloy 20		
	T	Titanium		
	C	Hast C-276®		
8		Drive Mount	<i>Max System Pressure (MAWP)</i>	<i>Weight (Pumphead)</i>
	E	NEMA 56C	103 Bar (1500 psi)	2.7 kg (6.0 lbs)
	6	IEC 71-B14	103 Bar (1500 psi)	2.7 kg (6.0 lbs)

Options Add Option codes after the Base Code to modify features or enhance the product.

Driving Magnet (PC13)

N3 NdFeB Driving (Ring)

Notes

PRICES ARE FOB/EX-WORKS FACTORY - Prices shown are the Manufacturer's Suggested List Price and are subject to change without notice.

USA: Micropump, Inc., A Unit of IDEX Corporation • Phone 360.253.2008 • Fax 360.253.2401

UK: Micropump, Ltd., A Subsidiary of Micropump, Inc. • Phone +44 (1480) 356900 • Fax +44 (1480) 356920

info.micropump@idexcorp.com

www.micropump.com



Technical Data

Series GC

Order Code				Options			
Base Code		Gear Set		Drive Mount			
G	C	-	M23				
1	2	3	4	5	6	7	8
Model			Wetted Materials				
				O/C: Pump S/K: Service Kit			

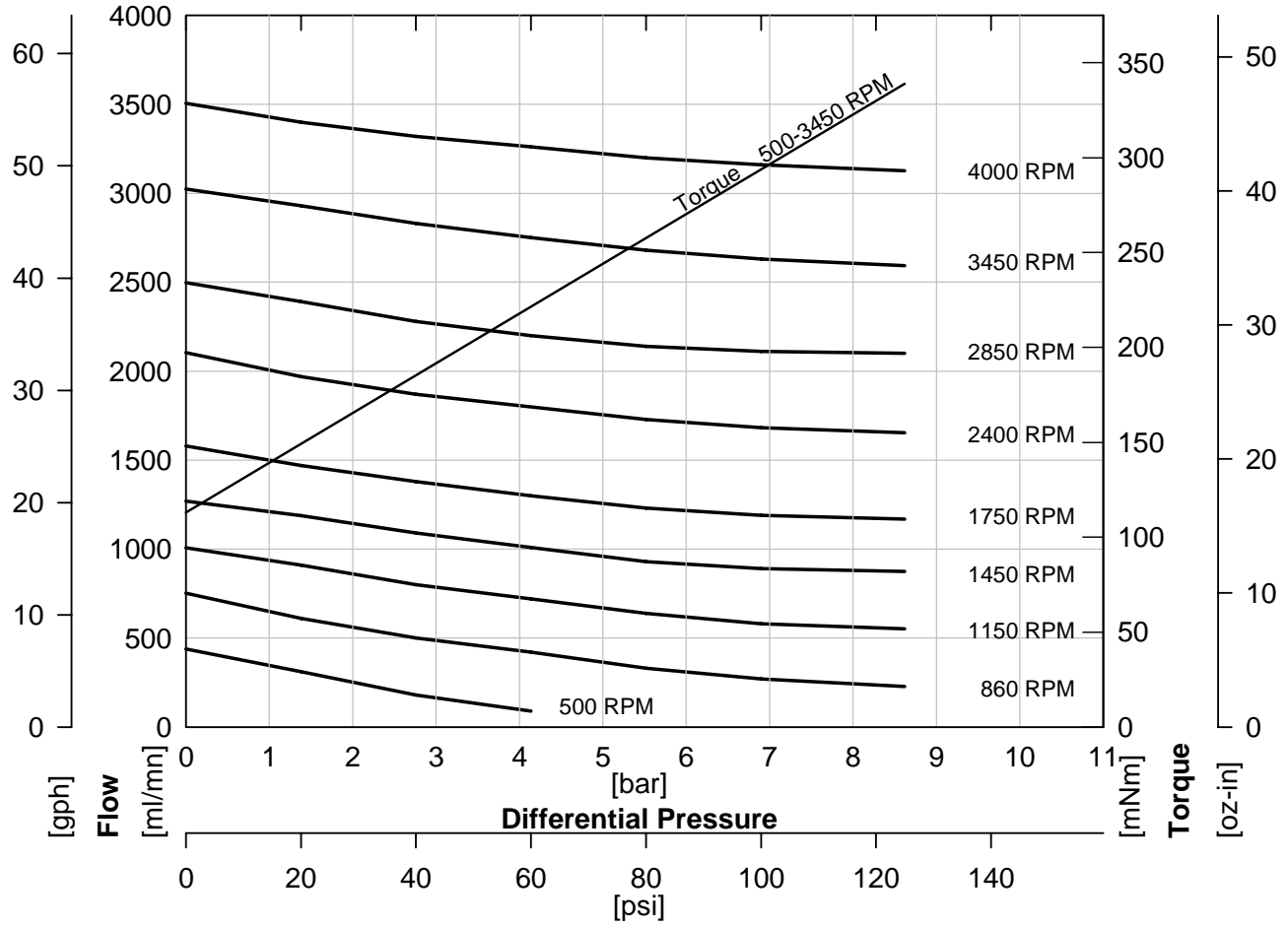
Pump Construction
 Magnetic Drive Gear Pump
 Suction Shoe Style
 Two or Three Helical Gears/DP20
 Stationary Shafts
 O-Ring Seal (Qty 1)



Performance

GC-M23

Water @ 1 CP



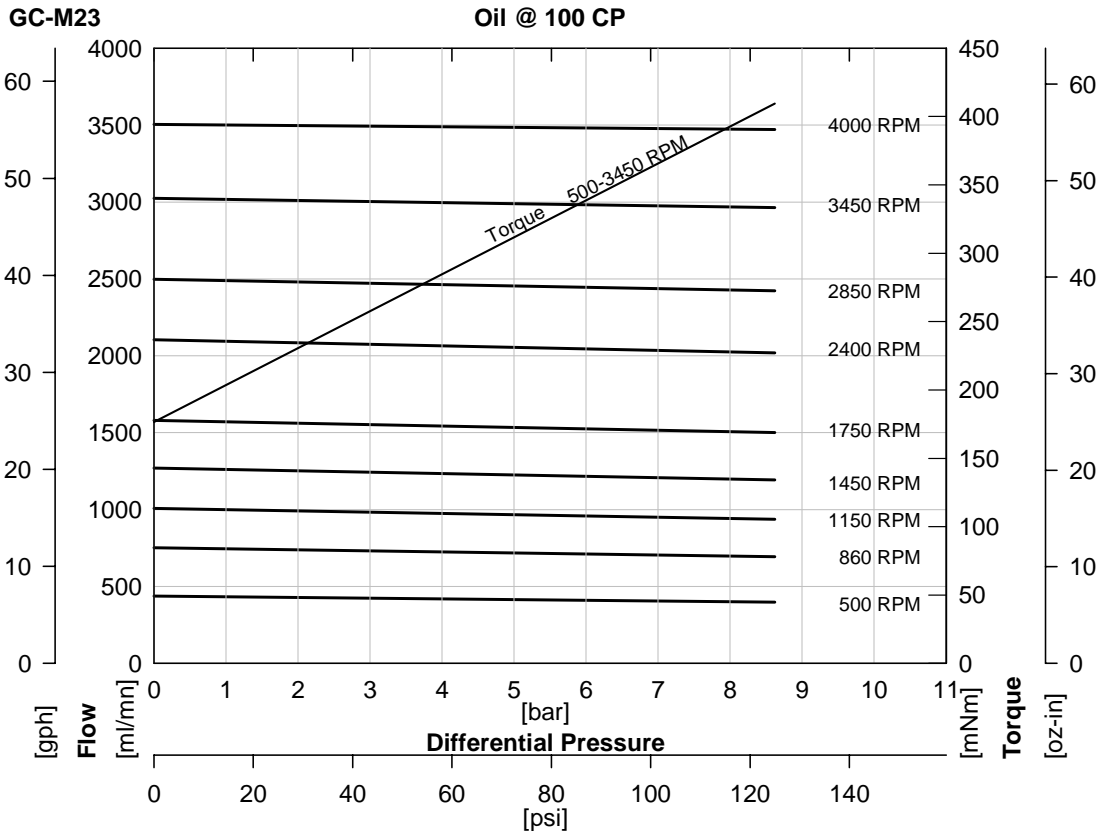
ACTUAL PERFORMANCE MAY VARY - Specifications are subject to change without notice. When multiple specs are noted, the most conservative value applies.

USA: Micropump, Inc., A Unit of IDEX Corporation • Phone 360.253.2008 • Fax 360.253.2401
 UK: Micropump, Ltd., A Subsidiary of Micropump, Inc. • Phone +44 (1480) 356900 • Fax +44 (1480) 356920
 info@micropump.com www.micropump.com

Order Code				Pump Construction			
Base Code		Gear Set		Drive Mount		Options	
G	C	-	M23	●	●	●	
1	2	3	4	5	6	7	8
Model			Wetted Materials				
							O/C: Pump S/K: Service Kit
							Magnetic Drive Gear Pump Suction Shoe Style Two or Three Helical Gears/DP20 Stationary Shafts O-Ring Seal (Qty 1)



Performance-High Viscosity



$$\text{Watts} = \frac{\text{Torque [mNm]} \times \text{Speed [RPM]}}{9555}$$

$$\text{HP} = \frac{\text{Torque [oz-in]} \times \text{Speed [RPM]}}{1.008 \times 10^6}$$

To calculate torque, multiply correction factor by torque from viscosity curve above.

Torque Correction Factors: For Higher Viscosity Liquids				
Viscosity [cp]		1	100	1500
Max Speed [RPM]		6000	3450	1750
[Bar]	[psi]			
0.3	5	0.6	1	1.5
1.4	20	0.7	1	1.4
2.8	40	0.7	1	1.4
4.1	60	0.8	1	1.3
5.5	80	0.8	1	1.2
6.9	100	0.8	1	1.2
8.6	125	0.8	1	1.2

Magnet Decouple Torque			
Driven Magnet	Driving Hub	Torque [mNm]	Torque [oz.in]
Ferrite	Ferrite	417	59
Ferrite	SmCo	551	78
Ferrite	NdFeB	742	105

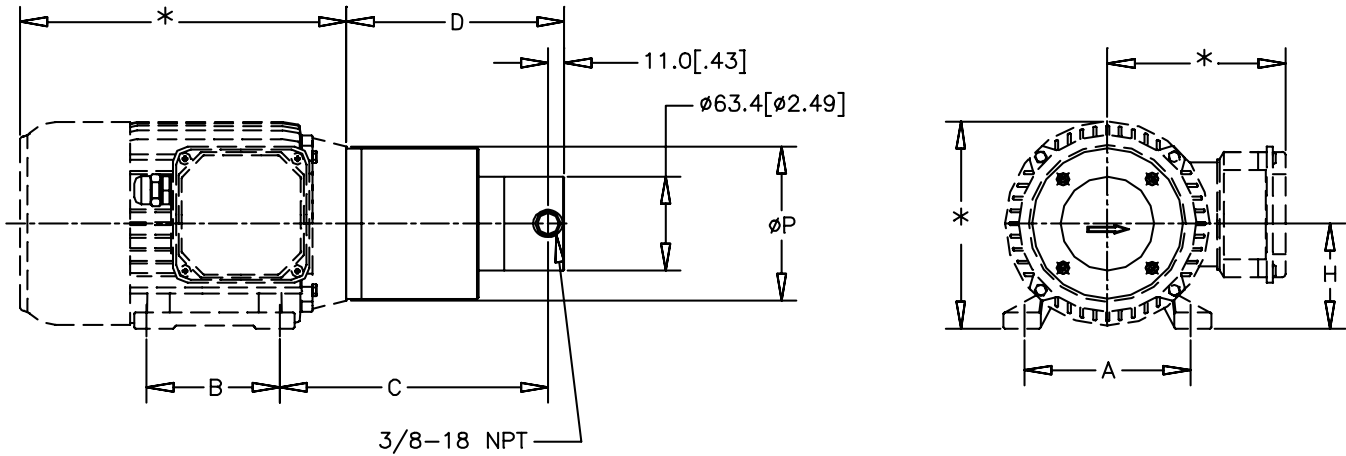
ACTUAL PERFORMANCE MAY VARY - Specifications are subject to change without notice. When multiple specs are noted, the most conservative value applies.

USA: Micropump, Inc., A Unit of IDEX Corporation • Phone 360.253.2008 • Fax 360.253.2401
 UK: Micropump, Ltd., A Subsidiary of Micropump, Inc. • Phone +44 (1480) 356900 • Fax +44 (1480) 356920
 info@micropump.com www.micropump.com

Order Code				Pump Construction			
Base Code		Gear Set		Drive Mount		Options	
G	C	-	M23			4/6	
1	2	3	4	5	6	7	8
Model			Wetted Materials				
				O/C: Pump S/K: Service Kit			
				Magnetic Drive Gear Pump Suction Shoe Style Two or Three Helical Gears/DP20 Stationary Shafts O-Ring Seal (Qty 1)			



Dimensions




PUMP	MOUNT	A mm [in]	B mm [in]	C mm [in]	D mm [in]	H mm [in]	P mm [in]
GC-M23	⁴ IEC63B14B3	100 [3.94]	80 [3.15]	151.8 [5.97]	122.7 [4.83]	63 [2.48]	90 [3.54]
	⁶ IEC71B14B3	112 [4.41]	90 [3.54]	163.7 [6.45]	122.7 [4.83]	71 [2.80]	105 [4.13]

NOTES:

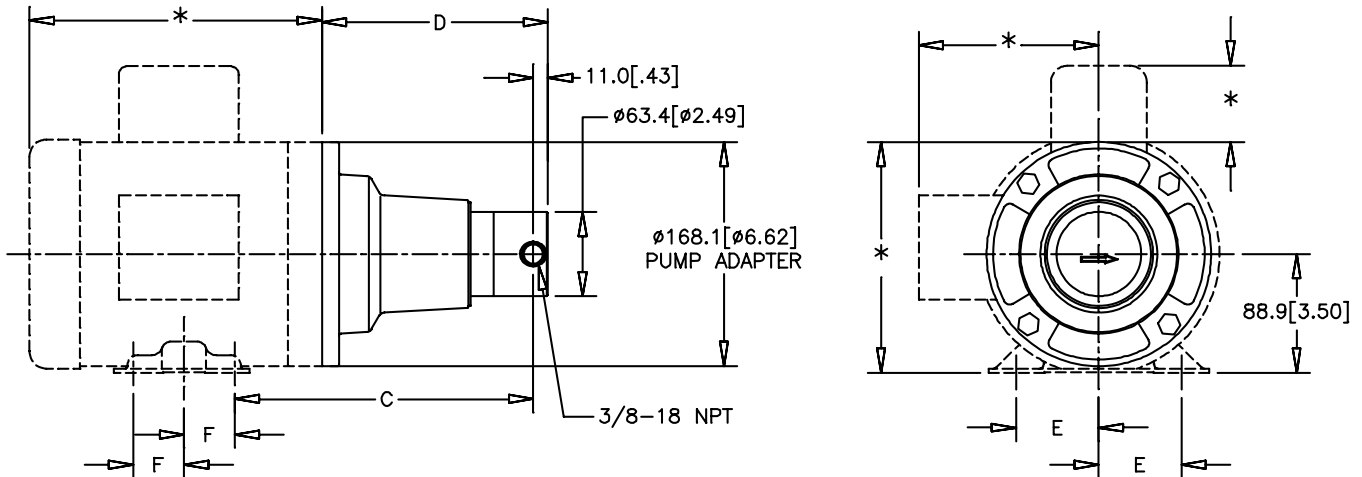
- *THESE DIMENSIONS WILL VARY BASED ON MOTOR SELECTION.
- ALL DIMENSIONS ARE NOMINAL.

ACTUAL PERFORMANCE MAY VARY - Specifications are subject to change without notice. When multiple specs are noted, the most conservative value applies.

USA: Micropump, Inc., A Unit of IDEX Corporation • Phone 360.253.2008 • Fax 360.253.2401
 UK: Micropump, Ltd., A Subsidiary of Micropump, Inc. • Phone +44 (1480) 356900 • Fax +44 (1480) 356920
 info@micropump.com www.micropump.com

Order Code								Pump Construction	
Base Code		Gear Set		Drive Mount		Options		Magnetic Drive Gear Pump Suction Shoe Style Two or Three Helical Gears/DP20 Stationary Shafts O-Ring Seal (Qty 1)	
G	C	-	M23				E		
Model			Wetted Materials			O/C: Pump S/K: Service Kit			

Dimensions



PUMP	MOUNT	C mm [in]	D mm [in]	E mm [in]	F mm [in]
GC-M23	E NEMA 56C	206.4 [8.13]	152.1 [5.99]	61.9 [2.44]	38.1 [1.50]
	K	201.5 [7.94]	152.1 [5.99]	69.9 [2.75]	50.8 [2.00]
	K NEMA 145TC	201.5 [7.94]	152.1 [5.99]	69.9 [2.75]	63.5 [2.50]
GC-M25/M35 GD-M35	E NEMA 56C	223.5 [8.80]	169.2 [6.66]	61.9 [2.44]	38.1 [1.50]
	K NEMA 143TC	218.7 [8.61]	169.2 [6.66]	69.9 [2.75]	50.8 [2.00]
	K NEMA 145TC	218.7 [8.61]	169.2 [6.66]	69.9 [2.75]	63.5 [2.50]

NOTES:

- *THESE DIMENSIONS WILL VARY BASED ON MOTOR SELECTION.
- ALL DIMENSIONS ARE NOMINAL.

ACTUAL PERFORMANCE MAY VARY - Specifications are subject to change without notice. When multiple specs are noted, the most conservative value applies.

USA: Micropump, Inc., A Unit of IDEX Corporation • Phone 360.253.2008 • Fax 360.253.2401
 UK: Micropump, Ltd., A Subsidiary of Micropump, Inc. • Phone +44 (1480) 356900 • Fax +44 (1480) 356920
 info@micropump.com www.micropump.com



Technical Data

Series GC

Order Code		Gear Set		Drive Mount		Options	
Base Code							
G	C	-	M25				
1	2	3	4	5	6	7	8
Model			Wetted Materials				
							O/C: Pump S/K: Service Kit

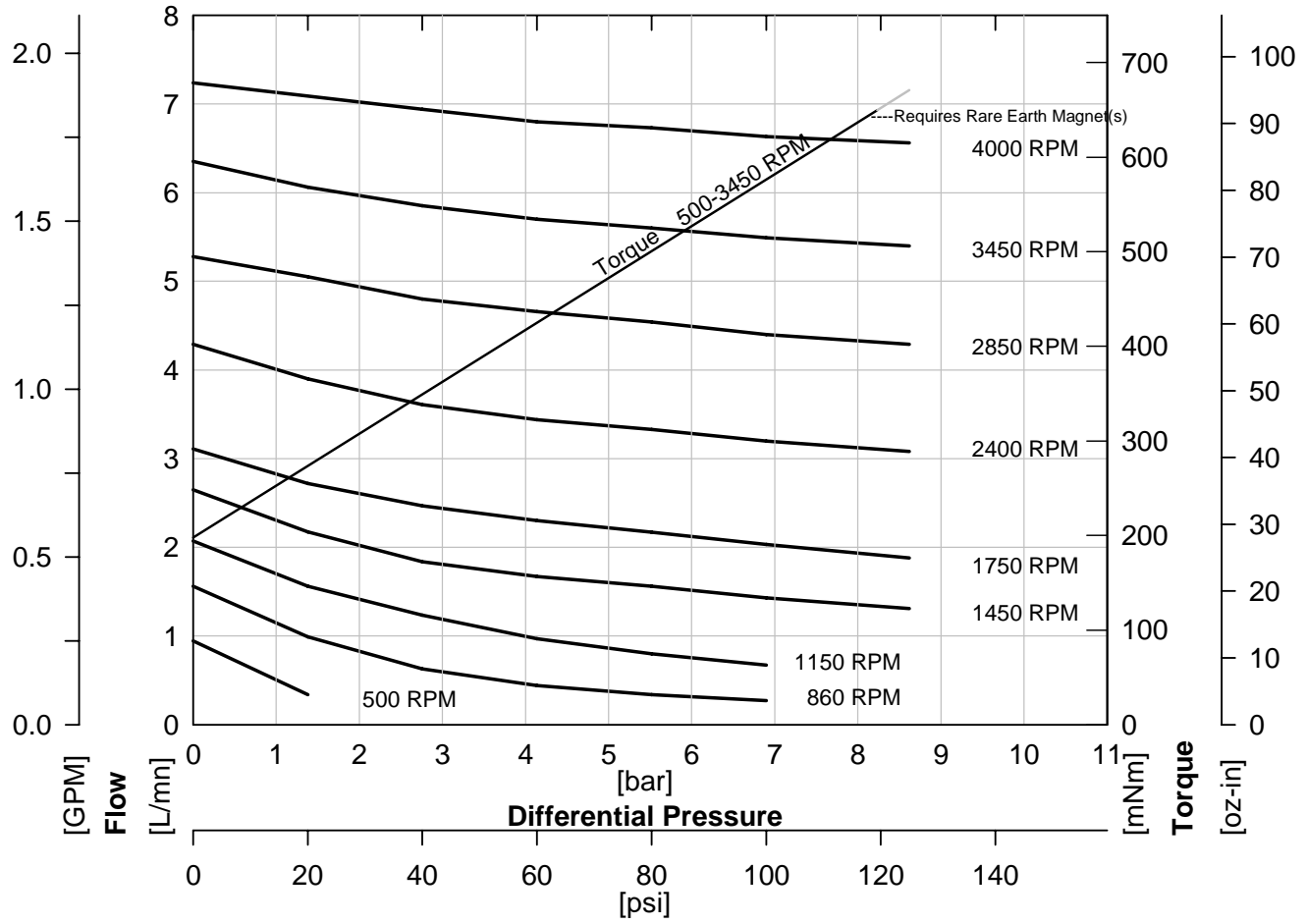
Pump Construction
 Magnetic Drive Gear Pump
 Suction Shoe Style
 Two or Three Helical Gears/DP20
 Stationary Shafts
 O-Ring Seal (Qty 1)



Performance

GC-M25

Water @ 1 CP



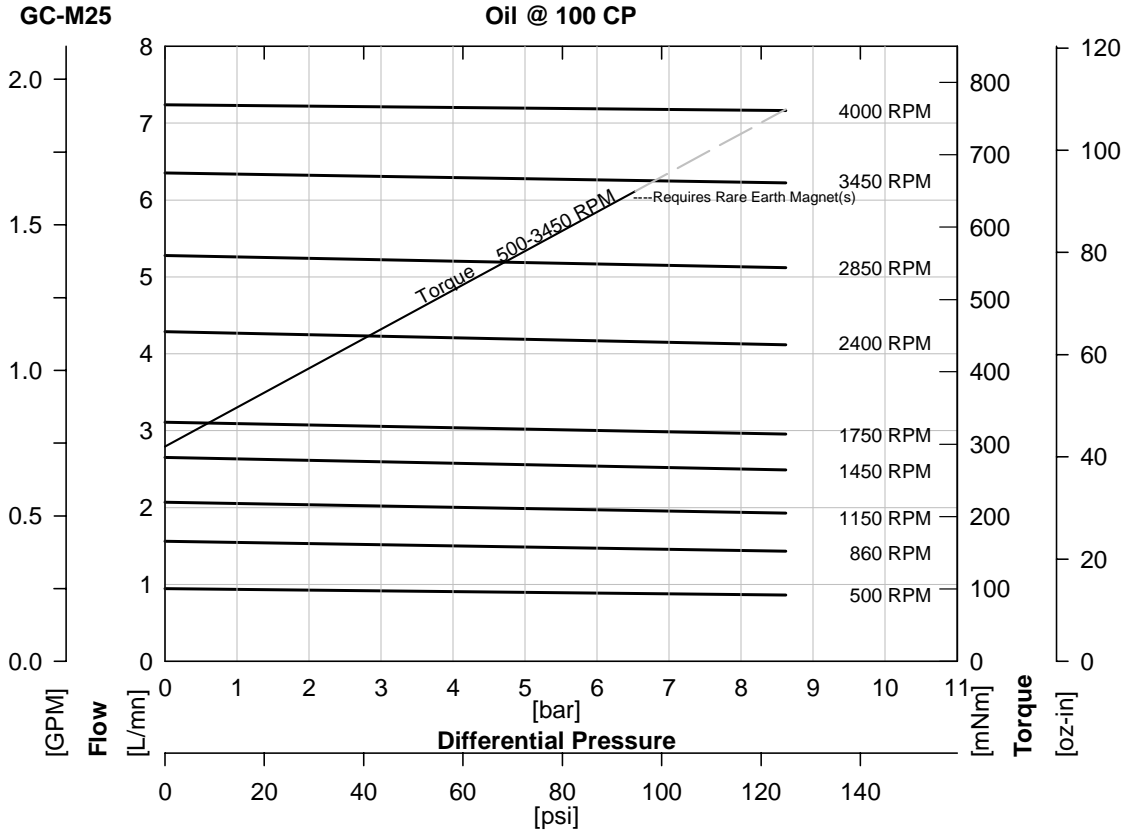
ACTUAL PERFORMANCE MAY VARY - Specifications are subject to change without notice. When multiple specs are noted, the most conservative value applies.

USA: Micropump, Inc., A Unit of IDEX Corporation • Phone 360.253.2008 • Fax 360.253.2401
 UK: Micropump, Ltd., A Subsidiary of Micropump, Inc. • Phone +44 (1480) 356900 • Fax +44 (1480) 356920
 info@micropump.com www.micropump.com

Order Code				Pump Construction			
Base Code		Gear Set		Drive Mount		Options	
G	C	-	M25	●	●	●	
1	2	3	4	5	6	7	8
Model			Wetted Materials				
							O/C: Pump S/K: Service Kit
Magnetic Drive Gear Pump Suction Shoe Style Two or Three Helical Gears/DP20 Stationary Shafts O-Ring Seal (Qty 1)							



Performance-High Viscosity



$$\text{Watts} = \frac{\text{Torque [mNm]} \times \text{Speed [RPM]}}{9555}$$

$$\text{HP} = \frac{\text{Torque [oz-in]} \times \text{Speed [RPM]}}{1.008 \times 10^6}$$


To calculate torque, multiply correction factor by torque from viscosity curve above.

Torque Correction Factors: For Higher Viscosity Liquids				
Viscosity [cp]		1	100	1500
Max Speed [RPM]		3450	3450	860
[Bar]	[psi]			
0.3	5	0.7	1	1.0
1.4	20	0.7	1	1.0
2.8	40	0.8	1	1.0
4.1	60	0.8	1	1.0
5.5	80	0.8	1	1.0
6.9	100	0.9	1	1.0
8.6	125	0.9	1	1.0

Magnet Decouple Torque			
Driven Magnet	Driving Hub	Torque [mNm]	Torque [oz.in]
Ferrite	Ferrite	643	91
Ferrite	SmCo	819	116
Ferrite	NdFeB	1073	152
SmCo	Ferrite	1222	173
SmCo	SmCo	1483	210
SmCo	NdFeB	1780	252

ACTUAL PERFORMANCE MAY VARY - Specifications are subject to change without notice. When multiple specs are noted, the most conservative value applies.

USA: Micropump, Inc., A Unit of IDEX Corporation • Phone 360.253.2008 • Fax 360.253.2401
 UK: Micropump, Ltd., A Subsidiary of Micropump, Inc. • Phone +44 (1480) 356900 • Fax +44 (1480) 356920
 info@micropump.com www.micropump.com

Order Code				Pump Construction			
Base Code			Gear Set	Drive Mount		Options	 <p>Magnetic Drive Gear Pump Suction Shoe Style Two or Three Helical Gears/DP20 Stationary Shafts O-Ring Seal (Qty 1)</p>
G	C	-	M25				
1	2	3	4	5 6 7		8	
Model				Wetted Materials		O/C: Pump S/K: Service Kit	

Specifications

	SI	US
Displacement	1.82 ml/rev	0.48 gal/1000*rev
Max Flow (4 Pole Speed)	2640 ml/mn 1450 RPM (50Hz)	51 gal/hr 1750 RPM (60Hz)
Max Flow (2 Pole Speed)	5.2 L/mn 2850 RPM (50Hz)	1.7 gal/mn 3450 RPM (60Hz)
Max Differential Pressure	¹ 8.7 Bar	125 psi
Max System Pressure (MAWP)	See Drive Mount	See Drive Mount
NIPR (Absolute)	180 mBar	2.5 psia
Wet Lift (Typical)	² 51 cm.H ₂ O (1450 RPM)	24 in.H ₂ O (1750 RPM)
Temp Range	³ See Gear Material	See Gear Material
Viscosity Range	⁴ 0.2 to 1500 cp	0.2 to 1500 cp
Max Speed	4,000 RPM	4,000 RPM
Rotation (Facing Motor Shaft)	CW	CW
Weight (Pumphead)	1.7 kg	3.7 lbs
Dimensions (LxWxH)	See Drawing	See Drawing
Ports	3/8-18 (F) NPT Side Ports	3/8-18 (F) NPT Side Ports
Driven Magnet (Standard)	Ferrite	Ferrite
Optional Internal Bypass	No	No

Notes

- 1 See Product Options. Max pressure depends on gear material.
- 2 Priming ability varies with operating conditions.
- 3 See Product Options for specific temp limits.
- 4 See Performance-High Viscosity for viscosity limits.

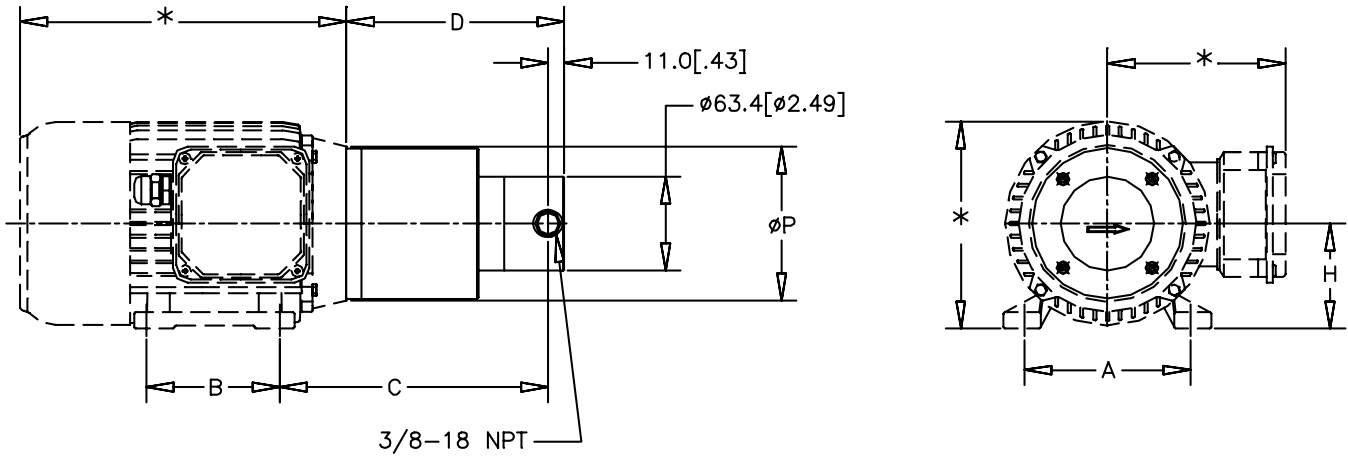
ACTUAL PERFORMANCE MAY VARY - Specifications are subject to change without notice. When multiple specs are noted, the most conservative value applies.

USA: Micropump, Inc., A Unit of IDEX Corporation • Phone 360.253.2008 • Fax 360.253.2401
 UK: Micropump, Ltd., A Subsidiary of Micropump, Inc. • Phone +44 (1480) 356900 • Fax +44 (1480) 356920
info@micropump.com www.micropump.com

Order Code				Pump Construction			
Base Code		Gear Set		Drive Mount		Options	
G	C	-	M25			4/6	
1	2	3	4	5	6	7	8
Model			Wetted Materials				
				O/C: Pump S/K: Service Kit			
				Magnetic Drive Gear Pump Cavity Style Three Helical Gears/DP20 Stationary Shafts O-Ring Seal (Qty 1)			



Dimensions




PUMP	MOUNT	A mm [in]	B mm [in]	C mm [in]	D mm [in]	H mm [in]	P mm [in]
GC-M25/M35	4 IEC63B14B3	100 [3.94]	80 [3.15]	168.9 [6.65]	139.9 [5.51]	63 [2.48]	90 [3.54]
	6 IEC71B14B3	112 [4.41]	90 [3.54]	180.9 [7.12]	139.9 [5.51]	71 [2.80]	105 [4.13]

NOTES:

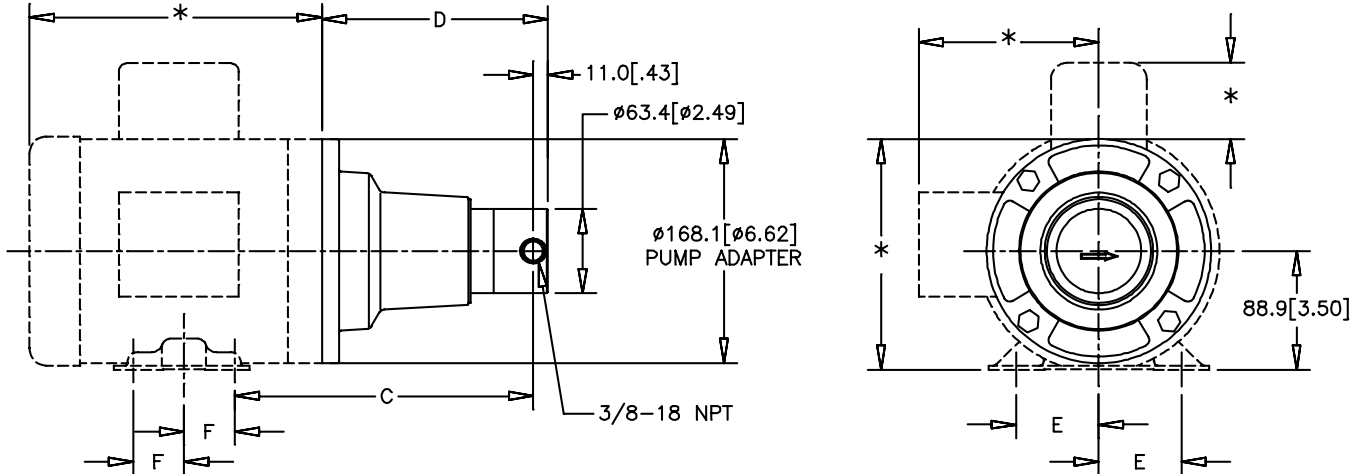
- *THESE DIMENSIONS WILL VARY BASED ON MOTOR SELECTION.
- ALL DIMENSIONS ARE NOMINAL.

ACTUAL PERFORMANCE MAY VARY - Specifications are subject to change without notice. When multiple specs are noted, the most conservative value applies.

USA: Micropump, Inc., A Unit of IDEX Corporation • Phone 360.253.2008 • Fax 360.253.2401
 UK: Micropump, Ltd., A Subsidiary of Micropump, Inc. • Phone +44 (1480) 356900 • Fax +44 (1480) 356920
 info@micropump.com www.micropump.com

Order Code								Pump Construction	
Base Code		Gear Set		Drive Mount		Options		Magnetic Drive Gear Pump Suction Shoe Style Two or Three Helical Gears/DP20 Stationary Shafts O-Ring Seal (Qty 1)	
G	C	-	M25				E		
Model			Wetted Materials			O/C: Pump S/K: Service Kit			

Dimensions



PUMP	MOUNT	C mm [in]	D mm [in]	E mm [in]	F mm [in]
GC-M23	E NEMA 56C	206.4 [8.13]	152.1 [5.99]	61.9 [2.44]	38.1 [1.50]
	K	201.5 [7.94]	152.1 [5.99]	69.9 [2.75]	50.8 [2.00]
	K NEMA 145TC	201.5 [7.94]	152.1 [5.99]	69.9 [2.75]	63.5 [2.50]
GC-M25/M35 GD-M35	E NEMA 56C	223.5 [8.80]	169.2 [6.66]	61.9 [2.44]	38.1 [1.50]
	K NEMA 143TC	218.7 [8.61]	169.2 [6.66]	69.9 [2.75]	50.8 [2.00]
	K NEMA 145TC	218.7 [8.61]	169.2 [6.66]	69.9 [2.75]	63.5 [2.50]

NOTES:

- *THESE DIMENSIONS WILL VARY BASED ON MOTOR SELECTION.
- ALL DIMENSIONS ARE NOMINAL.

ACTUAL PERFORMANCE MAY VARY - Specifications are subject to change without notice. When multiple specs are noted, the most conservative value applies.

USA: Micropump, Inc., A Unit of IDEX Corporation • Phone 360.253.2008 • Fax 360.253.2401
 UK: Micropump, Ltd., A Subsidiary of Micropump, Inc. • Phone +44 (1480) 356900 • Fax +44 (1480) 356920
 info@micropump.com www.micropump.com



Technical Data

Series GC

Order Code				Options			
Base Code		Gear Set		Drive Mount			
G	C	-	M35				
1	2	3	4	5	6	7	8
Model			Wetted Materials				
				O/C: Pump S/K: Service Kit			

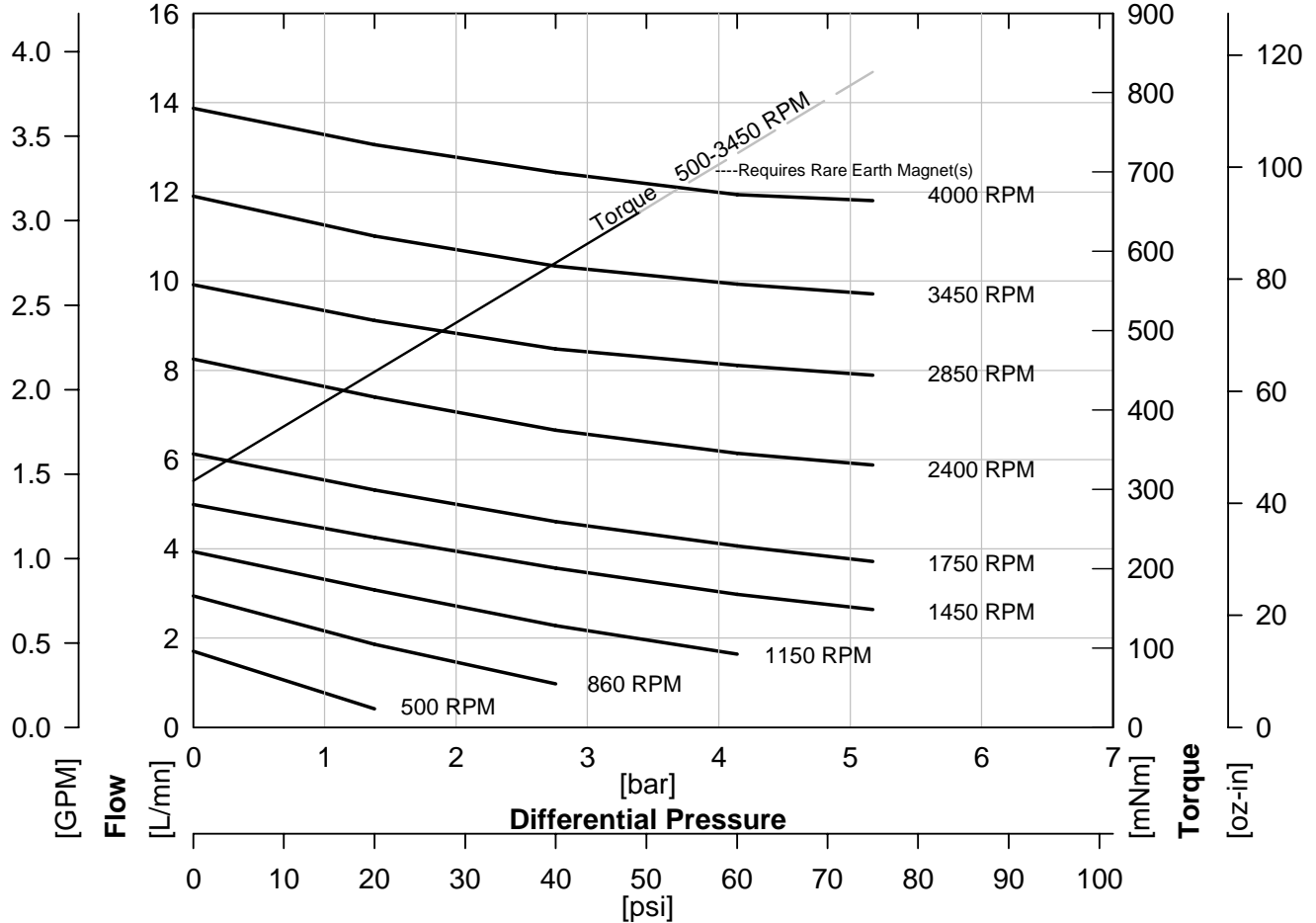
Pump Construction
 Magnetic Drive Gear Pump
 Suction Shoe Style
 Two or Three Helical Gears/DP20
 Stationary Shafts
 O-Ring Seal (Qty 1)



Performance

GC-M35

Water @ 1 CP




ACTUAL PERFORMANCE MAY VARY - Specifications are subject to change without notice. When multiple specs are noted, the most conservative value applies.

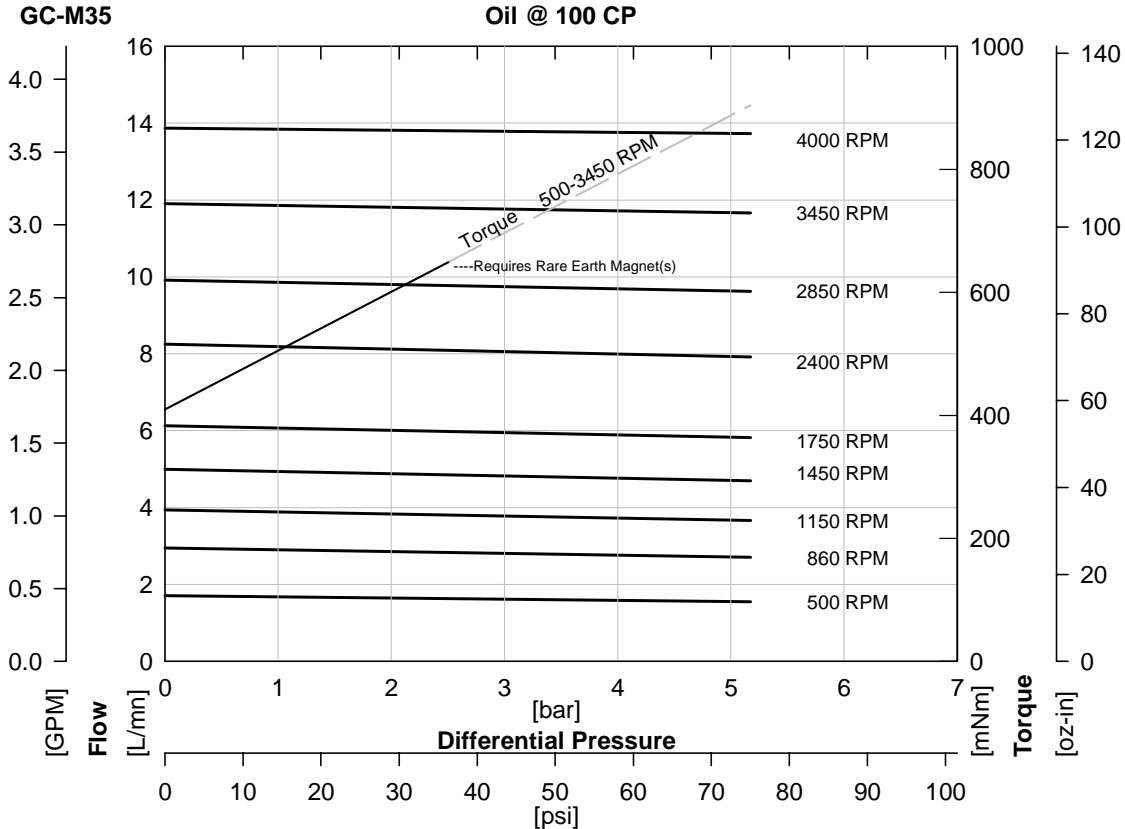
USA: Micropump, Inc., A Unit of IDEX Corporation • Phone 360.253.2008 • Fax 360.253.2401
 UK: Micropump, Ltd., A Subsidiary of Micropump, Inc. • Phone +44 (1480) 356900 • Fax +44 (1480) 356920
 info@micropump.com www.micropump.com

GC700 Rev A
Page 1

Order Code				Pump Construction			
Base Code		Gear Set	Drive Mount	Magnetic Drive Gear Pump			
G	C	-	M35	Suction Shoe Style			
1	2	3	4	Two or Three Helical Gears/DP20			
Model			5	Stationary Shafts			
			6	O-Ring Seal (Qty 1)			
			7				
			8				
			Wetted Materials				
			Options				
			O/C: Pump				
			S/K: Service Kit				



Performance-High Viscosity



$$\text{Watts} = \frac{\text{Torque [mNm]} \times \text{Speed [RPM]}}{9555}$$

$$\text{HP} = \frac{\text{Torque [oz-in]} \times \text{Speed [RPM]}}{1.008 \times 10^6}$$

To calculate torque, multiply correction factor by torque from viscosity curve above.


Torque Correction Factors: For Higher Viscosity Liquids				
Viscosity [cp]		1	100	1500
Max Speed [RPM]		3450	3450	500
[Bar]	[psi]			
0.3	5	0.8	1	0.9
1.4	20	0.8	1	1.0
2.8	40	0.9	1	1.0
4.1	60	0.9	1	1.0
5.2	75	0.9	1	1.0

Magnet Decouple Torque			
Driven Magnet	Driving Hub	Torque [mNm]	Torque [oz.in]
Ferrite	Ferrite	643	91
Ferrite	SmCo	819	116
Ferrite	NdFeB	1073	152
SmCo	Ferrite	1222	173
SmCo	SmCo	1483	210
SmCo	NdFeB	1780	252

ACTUAL PERFORMANCE MAY VARY - Specifications are subject to change without notice. When multiple specs are noted, the most conservative value applies.

USA: Micropump, Inc., A Unit of IDEX Corporation • Phone 360.253.2008 • Fax 360.253.2401
 UK: Micropump, Ltd., A Subsidiary of Micropump, Inc. • Phone +44 (1480) 356900 • Fax +44 (1480) 356920
 info@micropump.com www.micropump.com

Order Code				Pump Construction			
Base Code		Gear Set		Drive Mount		Options	
G	C	-	M35				
1	2	3	4	5	6	7	8
Model			Wetted Materials				O/C: Pump S/K: Service Kit



Magnetic Drive Gear Pump
Suction Shoe Style
Two or Three Helical Gears/DP20
Stationary Shafts
O-Ring Seal (Qty 1)

Specifications

	SI	US
Displacement	3.48 ml/rev	0.92 gal/1000*rev
Max Flow (4 Pole Speed)	5.1 L/mn 1450 RPM (50Hz)	1.7 gal/mn 1750 RPM (60Hz)
Max Flow (2 Pole Speed)	10.0 L/mn 2850 RPM (50Hz)	3.2 gal/mn 3450 RPM (60Hz)
Max Differential Pressure	¹ 5.2 Bar	75 psi
Max System Pressure (MAWP)	See Drive Mount	See Drive Mount
NIPR (Absolute)	180 mBar	2.5 psia
Wet Lift (Typical)	² 51 cm.H ₂ O (1450 RPM)	24 in.H ₂ O (1750 RPM)
Temp Range	³ See Gear Material	See Gear Material
Viscosity Range	⁴ 0.2 to 1500 cp	0.2 to 1500 cp
Max Speed	4,000 RPM	4,000 RPM
Rotation (Facing Motor Shaft)	CW	CW
Weight (Pumphead)	1.7 kg	3.7 lbs
Dimensions (LxWxH)	See Drawing	See Drawing
Ports	3/8-18 (F) NPT Side Ports	3/8-18 (F) NPT Side Ports
Driven Magnet (Standard)	Ferrite	Ferrite
Optional Internal Bypass	No	No

Notes

- 1 See Product Options. Max pressure depends on gear material.
- 2 Priming ability varies with operating conditions.
- 3 See Product Options for specific temp limits.
- 4 See Performance-High Viscosity for viscosity limits.

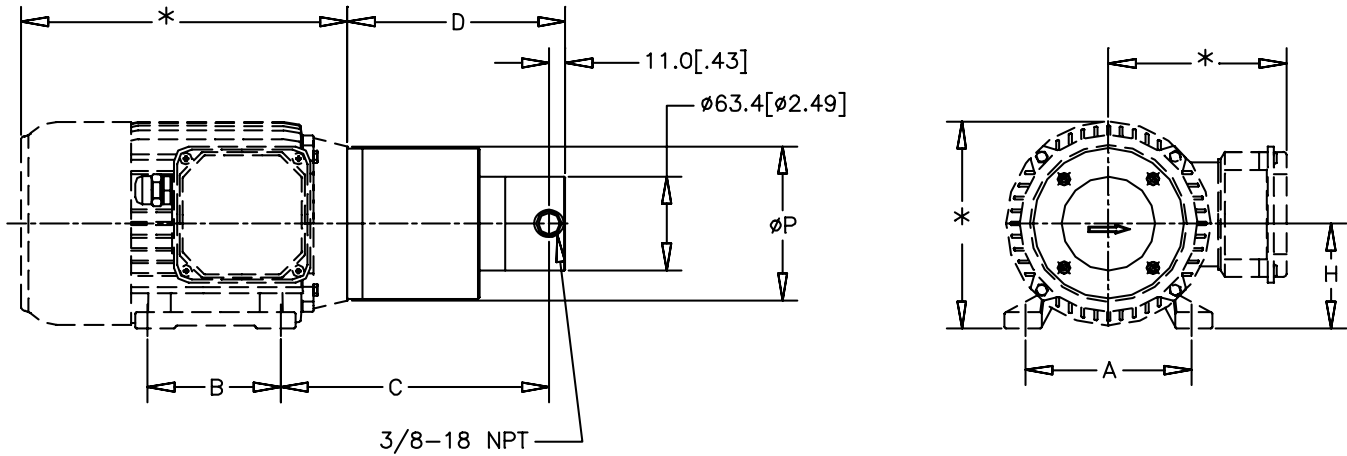
ACTUAL PERFORMANCE MAY VARY - Specifications are subject to change without notice. When multiple specs are noted, the most conservative value applies.

USA: Micropump, Inc., A Unit of IDEX Corporation • Phone 360.253.2008 • Fax 360.253.2401
 UK: Micropump, Ltd., A Subsidiary of Micropump, Inc. • Phone +44 (1480) 356900 • Fax +44 (1480) 356920
 info@micropump.com www.micropump.com

Order Code				Pump Construction			
Base Code		Gear Set		Drive Mount		Options	
G	C	-	M35			4/6	
1	2	3	4	5	6	7	8
Model			Wetted Materials				
				O/C: Pump S/K: Service Kit			
				Magnetic Drive Gear Pump Cavity Style Three Helical Gears/DP20 Stationary Shafts O-Ring Seal (Qty 1)			



Dimensions



PUMP	MOUNT	A mm [in]	B mm [in]	C mm [in]	D mm [in]	H mm [in]	P mm [in]
GC-M25/M35	⁴ IEC63B14B3	100 [3.94]	80 [3.15]	168.9 [6.65]	139.9 [5.51]	63 [2.48]	90 [3.54]
	⁶ IEC71B14B3	112 [4.41]	90 [3.54]	180.9 [7.12]	139.9 [5.51]	71 [2.80]	105 [4.13]

NOTES:

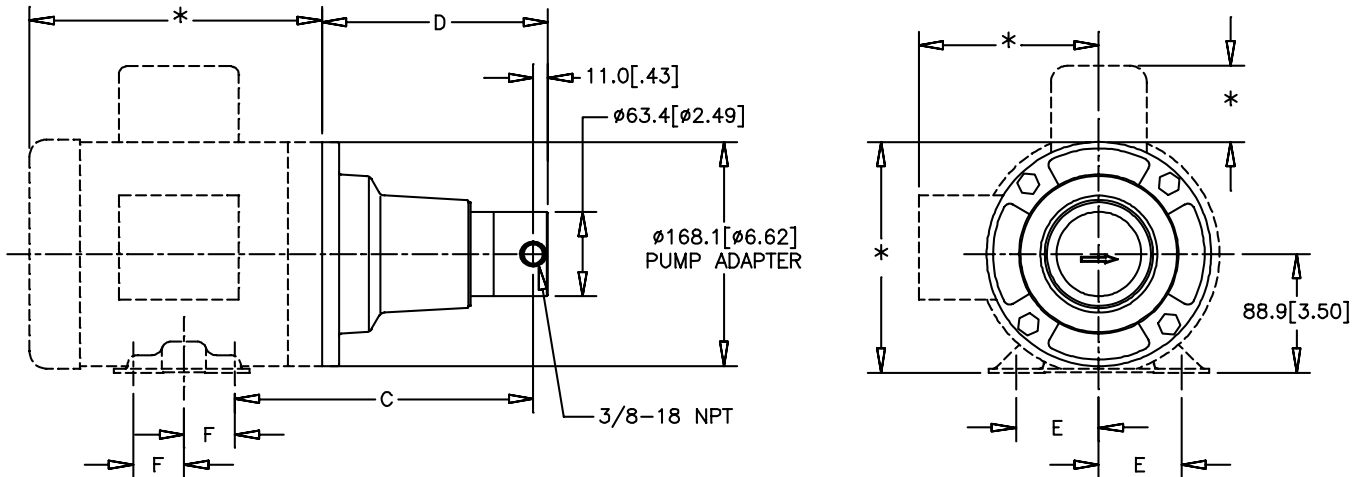
- *THESE DIMENSIONS WILL VARY BASED ON MOTOR SELECTION.
- ALL DIMENSIONS ARE NOMINAL.

ACTUAL PERFORMANCE MAY VARY - Specifications are subject to change without notice. When multiple specs are noted, the most conservative value applies.

USA: Micropump, Inc., A Unit of IDEX Corporation • Phone 360.253.2008 • Fax 360.253.2401
 UK: Micropump, Ltd., A Subsidiary of Micropump, Inc. • Phone +44 (1480) 356900 • Fax +44 (1480) 356920
 info@micropump.com www.micropump.com

Order Code								Options		Pump Construction Magnetic Drive Gear Pump Suction Shoe Style Two or Three Helical Gears/DP20 Stationary Shafts O-Ring Seal (Qty 1)
Base Code		Gear Set		Wetted Materials		Drive Mount		O/C: Pump S/K: Service Kit		
G	C	-	M35				E			
1	2	3	4	5	6	7	8			

Dimensions



PUMP	MOUNT	C mm [in]	D mm [in]	E mm [in]	F mm [in]
GC-M23	E NEMA 56C	206.4 [8.13]	152.1 [5.99]	61.9 [2.44]	38.1 [1.50]
	K	201.5 [7.94]	152.1 [5.99]	69.9 [2.75]	50.8 [2.00]
	K NEMA 145TC	201.5 [7.94]	152.1 [5.99]	69.9 [2.75]	63.5 [2.50]
GC-M25/M35 GD-M35	E NEMA 56C	223.5 [8.80]	169.2 [6.66]	61.9 [2.44]	38.1 [1.50]
	K NEMA 143TC	218.7 [8.61]	169.2 [6.66]	69.9 [2.75]	50.8 [2.00]
	K NEMA 145TC	218.7 [8.61]	169.2 [6.66]	69.9 [2.75]	63.5 [2.50]

NOTES:

- *THESE DIMENSIONS WILL VARY BASED ON MOTOR SELECTION.
- ALL DIMENSIONS ARE NOMINAL.

ACTUAL PERFORMANCE MAY VARY - Specifications are subject to change without notice. When multiple specs are noted, the most conservative value applies.

USA: Micropump, Inc., A Unit of IDEX Corporation • Phone 360.253.2008 • Fax 360.253.2401
 UK: Micropump, Ltd., A Subsidiary of Micropump, Inc. • Phone +44 (1480) 356900 • Fax +44 (1480) 356920
 info@micropump.com www.micropump.com